







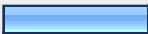

OETQ Student Survey 6- 12 Pre 2010 EWITT




1. I have been told about the study and I know why it is being done and what to do. I know that I do not have to do it if I do not want to. If I have questions I can ask my teacher. I know that I can stop at any time.			
		Response Percent	Response Count
I understand and will begin the survey.		100.0%	23
I would rather not do it.		0.0%	0
	answered question		23
	skipped question		0




2. Where do you go to school?			
		Response Percent	Response Count
IS 53		0.0%	0
IS 109		0.0%	0
IS 137		0.0%	0
IS 192		0.0%	0
IS 210		0.0%	0
IS 226		0.0%	0
IS 238		0.0%	0
MS 202		0.0%	0
PS 42		0.0%	0
PS 197		0.0%	0
PS 223		0.0%	0
PS/IS 116		0.0%	0
PS/IS 225		0.0%	0
Al-Ihsan Academy		0.0%	0
August Martin HS		0.0%	0
Beach Channel HS		0.0%	0
Business Computer Application HS		0.0%	0
Christ Lutheran School		0.0%	0
Devine Mercy Catholic Academy Elementary and Middle School		0.0%	0
Far Rockaway HS		0.0%	0
Grace Lutheran Day School		0.0%	0
John Adams HS		0.0%	0
Richmond Hill HS		0.0%	0




St. Francis De Sales School		0.0%	0
St. Joachim and Anne		0.0%	0
St. Joseph's Parish Day		0.0%	0
St. Rose of Lima School		100.0%	23
Other		0.0%	0
other school (please specify)			0
	answered question		23
	skipped question		0





3. What grade are you in?			
		Response Percent	Response Count
6th		0.0%	0
7th		100.0%	23
8th		0.0%	0
9th		0.0%	0
10th		0.0%	0
11th		0.0%	0
12th		0.0%	0
	answered question		23
	skipped question		0





4. How often do you use your computer at home for homework?			
		Response Percent	Response Count
I don't have a computer at home		0.0%	0
I don't use my home computer for homework		8.7%	2
A few times a year		13.0%	3
About once a month		34.8%	8
About once a week		21.7%	5
Almost every night		21.7%	5
		answered question	23
		skipped question	0




5. Compared to last year, this year my teachers are using computers...			
		Response Percent	Response Count
less		8.7%	2
about the same amount		52.2%	12
more		39.1%	9
		answered question	23
		skipped question	0





6. Compared to last year, this year students in my grade are using computers...			
		Response Percent	Response Count
less		17.4%	4
about the same amount		56.5%	13
more		26.1%	6
		answered question	23
		skipped question	0





7. During this school year, how much time per week did you spend using computers in your class(es)?			
		Response Percent	Response Count
Not at all		4.3%	1
Less than one period per week		43.5%	10
1 or 2 periods (or a double period) per week		52.2%	12
3 to 4 periods per week		0.0%	0
More than 4 periods per week		0.0%	0
		answered question	23
		skipped question	0




8. During this school year, I typed up reports and assignments.			
		Response Percent	Response Count
Never		4.5%	1
A few times a year		40.9%	9
About once a month		45.5%	10
About once a week		9.1%	2
Almost every day		0.0%	0
answered question			22
skipped question			1






9. During this school year, I made spreadsheets and graphs.			
		Response Percent	Response Count
Never		40.9%	9
A few times a year		40.9%	9
About once a month		13.6%	3
About once a week		4.5%	1
Almost every day		0.0%	0
answered question			22
skipped question			1






10. During this school year, I used blogs to communicate with other students and teachers			
		Response Percent	Response Count
Never		77.3%	17
A few times a year		0.0%	0
About once a month		0.0%	0
About once a week		4.5%	1
Almost every day		18.2%	4
answered question			22
skipped question			1




11. During this school year, I did research on the Internet for a report or assignment.			
		Response Percent	Response Count
Never		0.0%	0
A few times a year		22.7%	5
About once a month		45.5%	10
About once a week		27.3%	6
Almost every day		4.5%	1
answered question			22
skipped question			1




12. During this school year, I made a PowerPoint presentation.			
		Response Percent	Response Count
Never		4.5%	1
A few times a year		27.3%	6
About once a month		50.0%	11
About once a week		18.2%	4
Almost every day		0.0%	0
answered question			22
skipped question			1



13. During this school year, I used the computer to make a graphic novel.			
		Response Percent	Response Count
Never		90.9%	20
A few times a year		4.5%	1
About once a month		4.5%	1
About once a week		0.0%	0
Almost every day		0.0%	0
answered question			22
skipped question			1




14. During this school year, I took a test on the computer.			
		Response Percent	Response Count
Never		36.4%	8
A few times a year		40.9%	9
About once a month		9.1%	2
About once a week		9.1%	2
Almost every day		4.5%	1
answered question			22
skipped question			1




15. During this school year, I used a computer program to improve my study skills or learning skills.			
		Response Percent	Response Count
Never		50.0%	11
A few times a year		13.6%	3
About once a month		18.2%	4
About once a week		13.6%	3
Almost every day		4.5%	1
answered question			22
skipped question			1









16. During this school year, I made or listened to a podcast.			
		Response Percent	Response Count
Never		86.4%	19
A few times a year		9.1%	2
About once a month		4.5%	1
About once a week		0.0%	0
Almost every day		0.0%	0
answered question			22
skipped question			1

17. During this school year, I made or edited a webpage or worked in a web environment, like a wikispace.			
		Response Percent	Response Count
Never		68.2%	15
A few times a year		27.3%	6
About once a month		4.5%	1
About once a week		0.0%	0
Almost every day		0.0%	0
answered question			22
skipped question			1

18. This school year, I collected data using equipment that go with the computer, like probes or PDAs.			
		Response Percent	Response Count
Never		95.5%	21
A few times a year		4.5%	1
About once a month		0.0%	0
About once a week		0.0%	0
Almost every day		0.0%	0
answered question			22
skipped question			1

19. This school year, I made or edited a video or movie.			
		Response Percent	Response Count
Never		90.9%	20
A few times a year		4.5%	1
About once a month		4.5%	1
About once a week		0.0%	0
Almost every day		0.0%	0
answered question			22
skipped question			1

20. During the past school year, I created or contributed to a web-based map or timeline.			
		Response Percent	Response Count
Never		63.6%	14
A few times a year		31.8%	7
About once a month		0.0%	0
About once a week		4.5%	1
Almost every day		0.0%	0
	<i>answered question</i>		22
	<i>skipped question</i>		1

21. In which classes do you use technology. (Check all that apply)			
		Response Percent	Response Count
Math		31.8%	7
Sciences		50.0%	11
English Language Arts		45.5%	10
Social Studies		22.7%	5
Art		0.0%	0
Music		4.5%	1
Physical Education/Gym		9.1%	2
ESL or ELL		4.5%	1
Computer Class		95.5%	21
Multi-Media		0.0%	0
None of the Above		0.0%	0
Other (please specify)			0
		<i>answered question</i>	22
		<i>skipped question</i>	1

22. How well do you know how to use the following equipment, applications or web sites?					
	I never tried	I know the basics	I'm pretty good	I'm an expert	Response Count
Digital camera or video	0.0% (0)	13.0% (3)	52.2% (12)	34.8% (8)	23
Audacity or GarageBand	60.9% (14)	17.4% (4)	4.3% (1)	17.4% (4)	23
iMovie or Movie Maker	34.8% (8)	30.4% (7)	17.4% (4)	17.4% (4)	23
Wikispaces	73.9% (17)	17.4% (4)	0.0% (0)	8.7% (2)	23
Teacher/Class Blogs	69.6% (16)	13.0% (3)	8.7% (2)	8.7% (2)	23
Comic Life	43.5% (10)	34.8% (8)	8.7% (2)	13.0% (3)	23
	<i>answered question</i>				23
	<i>skipped question</i>				0

23. How much do you agree with these statements?						
	Strongly Disagree	Disagree	Agree	Strongly Agree	Rating Average	Response Count
I am able to learn more when I use computers in my school.	4.3% (1)	8.7% (2)	60.9% (14)	26.1% (6)	3.09	23
I work harder on my assignments when I am using a computer.	13.6% (3)	9.1% (2)	40.9% (9)	36.4% (8)	3.00	22
I would be a better student if I got to use technology more in school.	8.7% (2)	17.4% (4)	43.5% (10)	30.4% (7)	2.96	23
Teachers in this school know a lot about how to use computers to help students learn more.	0.0% (0)	17.4% (4)	52.2% (12)	30.4% (7)	3.13	23
There are enough computers in my school for students to use for their schoolwork.	9.1% (2)	31.8% (7)	36.4% (8)	22.7% (5)	2.73	22
I am using computers in my class (es) in ways that other students in this school are not.	34.8% (8)	43.5% (10)	17.4% (4)	4.3% (1)	1.91	23
I have shown other students how to do things with computers.	17.4% (4)	17.4% (4)	39.1% (9)	26.1% (6)	2.74	23
I have shown a teacher how to do things with computers.	30.4% (7)	60.9% (14)	4.3% (1)	4.3% (1)	1.83	23
I use computers more in my class (es) than other students in this school	34.8% (8)	56.5% (13)	4.3% (1)	4.3% (1)	1.78	23
	answered question					23
	skipped question					0